


SPEARHEAD

RHD OFF-SET 160 / 190 / 225



AGRICULTURE



PASTURE



AMENITY














LIGHT SCRUB



WATERWAYS



HIGHWAYS

	 TRACTOR POWER REQUIRED	 PTO SPEED	 TRANSPORT WIDTH	 3 POINT LINKAGE MOUNT	 CUTTING WIDTH	 FLAIL TYPE	 NUMBER OF FLAILS	 CUTTING HEIGHT
RHD OFF-SET 160	50hp	1000rpm	1.97m 6' 6"	✓	1.6m / 5' 3"		20	30mm - 80mm 1" - 3"
RHD OFF-SET 190	70hp	1000rpm	2.43m 7' 11"	✓	1.9m / 6' 3"		24	30mm - 80mm 1" - 3"
RHD OFF-SET 225	80hp	1000rpm	2.78m 9' 1"	✓	2.25m / 7' 5"		28	30mm - 80mm 1" - 3"

SPEARHEAD

Spearhead Machinery Ltd. Station Road, Salford Priors, Evesham, Worcestershire, WR11 8SW, England
 +44 (0)1789 491860 enquiries@spearheadmachinery.com
 www.spearheadmachinery.com SpearheadWorld



designed and built in
GREAT BRITAIN