








SPEARHEAD

ROLLICUT 500 / 600



	 TRACTOR POWER REQUIRED	 PTO SPEED	 TRANSPORT WIDTH	 GEARBOX RATING	 TRAILED / DRAWBAR	 CUTTING WIDTH	 NUMBER OF ROTORS	 NUMBER OF BLADES	 CUTTING HEIGHT
ROLLICUT 500	60hp	540rpm	2.7m / 8' 9"	90hp	✓	5.0m / 16' 5"	9	27	10mm - 120mm 0.5" - 5"
ROLLICUT 600	80hp	540rpm	2.7m / 8' 9"	90hp	✓	6.0m / 19' 8"	11	33	10mm - 120mm 0.5" - 5"

SPEARHEAD

Spearhead Machinery Ltd. Station Road, Salford Priors, Evesham, Worcestershire, WR11 8SW, England
 ☎ +44 (0)1789 491860 ✉ enquiries@spearheadmachinery.com
 🌐 www.spearheadmachinery.com 📱 SpearheadWorld



designed and built in
GREAT BRITAIN