








TWIGA FLEX



	 MAXIMUM ARM REACH	 TRACTOR HP REQUIRED	 TRACTOR WEIGHT REQUIRED	 MACHINE HP	 LINKAGE MOUNTING	 OIL TANK CAPACITY	 CONTROLS
TWIGA S67	6.7m / 22' 0"	140hp	6000kg	85hp	3-point linkage mounting	220ltr	Propilot electric control system
TWIGA S74	7.4m / 24' 3"	150hp	6250kg	85hp	3-point linkage mounting	220ltr	Propilot electric control system
TWIGA T80	8.0m / 26' 3"	160hp	6500kg	85hp	3-point linkage mounting	220ltr	Propilot electric control system
TWIGA T89	8.9m / 29' 2"	170hp	6750kg	85hp	3-point linkage mounting	220ltr	Propilot electric control system

UNIT OPTIONS



RIGHT OR LEFT HAND BUILD OPTION



ARM FLOAT KIT



DEBRIS BLOWER & MOUNTING KIT



AUTOPILOT

ATTACHMENTS



1.2M / 1.5M MP1 FLAILHEAD



1.2M MP2 FLAILHEAD



1.2M / 1.6 M PB FLAILHEAD



BELT DRIVE FLAILHEAD



FLAILHEAD SKID KIT



HL / HX CUTTERBAR



LRS QUADSAWS



RC ROTARY HEDGE CUTTERS



GT (HEAVY DUTY) ROTARY HEAD