










SPEARHEAD

DESTROYER ROTARY



- 
HEAVY SCRUB
- 
FORESTRY
- 
AIRFIELD
- 
WATERWAYS

	 HP TRACTOR POWER REQUIRED	 540 1000 PTO SPEED	 TRANSPORT WIDTH	 HP GERABOX RATING	 3PL 3-POINT LINKAGE MOUNTING	 CUTTING WIDTH	 NUMBER OF ROTORS	 FLAIL TYPE	 CUTTING HEIGHT
DESTROYER	100hp	1000rpm	2.12m / 6' 11"	150hp	✓	1.9m / 6' 3"	1	3	25mm - 226mm 1" - 9"

UNIT OPTIONS



SPEARHEAD

Spearhead Machinery Ltd. Station Road, Salford Priors, Evesham, Worcestershire, WR11 8SW, England
 +44 (0)1789 491860 enquiries@spearheadmachinery.com
 www.spearheadmachinery.com SpearheadWorld



designed and built in
GREAT BRITAIN